

Criterion D: Product design

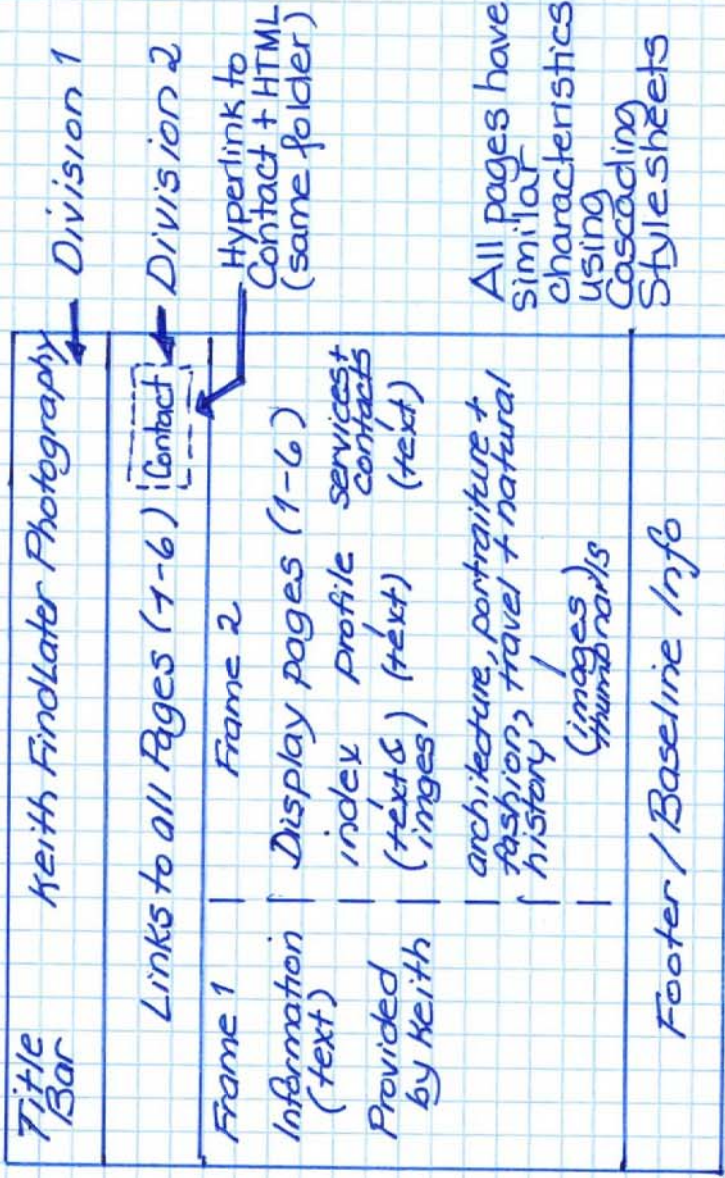
Overall structure

The following sketches show the design of the website that was approved by Keith Findlater.

Overall Structure for Keith Findlater's Website [1]

Use of Template for each page

1. index
2. profile
3. architecture
4. portraiture + fashion
5. travel + natural history
6. services + contacts



Template created before 1st page developed
 Use Dreamweaver

All text and images provided by Keith

All pages have similar characteristics using Cascading Style sheets

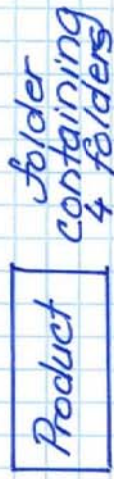
Hyperlink to Contact + HTML (same folder)

Division 1

Division 2

Overall Structure of the Website [2]

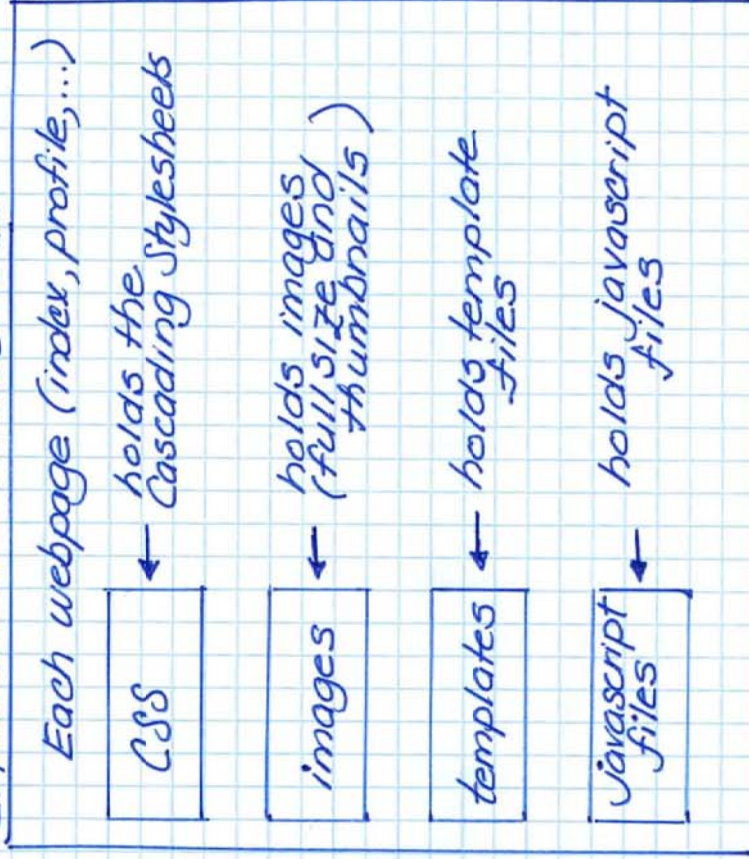
Folders



Note

Additional folders may be created to hold test files

Explanation of Product Folder



Website Processes (CSS/Rendering)

Cascading Style Sheets

Overall
Background Color - Black
Text - Yellow
Links - Gray

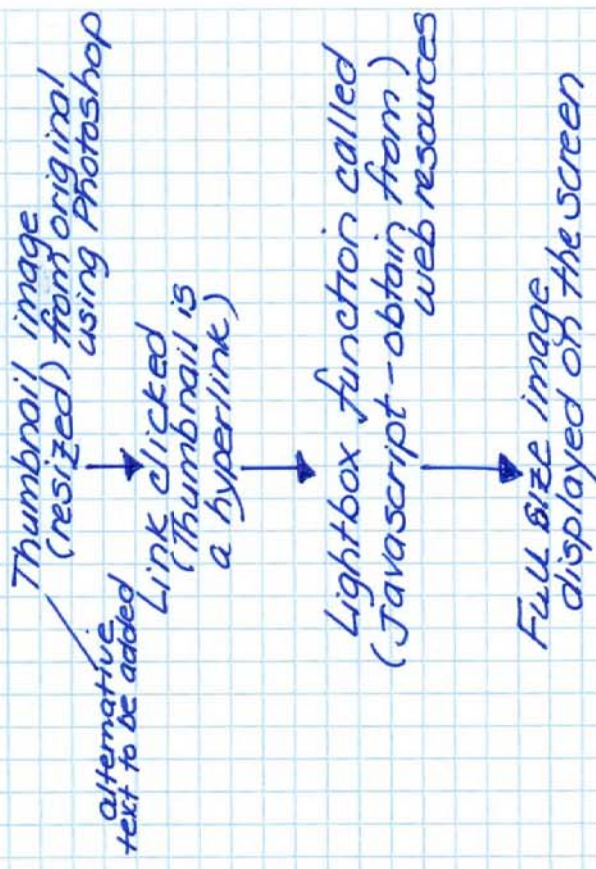
Frame 1
Background Color - Yellow
Text - Black
Links - Red

Frame 2
As in overall
except Links - Red

Information based on
discussions website
developer (me) and client
(Keith)

* Final appearance of the
website will depend on
consultation during the
development of the
website and possible
technical issues

Image Rendering



Internal structure

index (home)

TITLE BAR	
LINKS TO ALL OTHER PAGES	
Text provided by Keith	Text provided by Keith Images provided by Keith for thumbnails
BASELINE INFO	

profile

TITLE BAR	
LINKS TO ALL OTHER PAGES	
Text provided by Keith	Text provided by Keith
BASELINE INFO	

architecture

TITLE BAR				
LINKS TO ALL OTHER PAGES				
Text provided by Keith	Th	Th	Th	Th
	Th	Th	Th	Th
	Th	Th	Th	Th
	Th	Th	Th	Th
BASELINE INFO				

portraiture + fashion

TITLE BAR				
LINKS TO ALL OTHER PAGES				
Text provided by Keith	Th	Th	Th	Th
	Th	Th	Th	Th
	Th	Th	Th	Th
	Th	Th	Th	Th
BASELINE INFO				

Nature + natural history

TITLE BAR				
LINKS TO ALL OTHER PAGES				
Text provided by Keith	Th	Th	Th	Th
	Th	Th	Th	Th
	Th	Th	Th	Th
	Th	Th	Th	Th
BASELINE INFO				

services + contact

TITLE BAR	
LINKS TO ALL OTHER PAGES	
Text provided by Keith	Text provided by Keith
BASELINE INFO	

Th – thumbnail image that renders on a click into a full size image in a new frame

List of resources and techniques

Resources	Details
Lightbox2 Javascript files	Allows the images to be rendered in a new window Obtained from http://www.huddlettogether.com/projects/lightbox2/
Data	Images files: Keith to provide these files

Techniques	Details
Manipulation of graphics	Resizing of images to reduce file space and speed up loading to Internet
Use of Javascript to customize pages and improve functionality	To enable image to appear on screen in a way similar to a pop up
Manipulation of HTML to customize pages and improve functionality	To improve the visibility to search engines
Use of Cascading style sheets	To ensure consistency across each of the webpages
Editing the code in the template in the editable sub-regions	To create customized webpages
Creation of e-mail link	To enable prospective customers to be able to contact Keith
Use of rollover image	Provide information about the image when the user hovers the mouse over them

Test plan

Test item	Test data	Part of system tested	Expected outcome	Actual outcome	Comments	Ref in product
Cover page testing – REQUIRED ELEMENT FOR CRITERION G						
Webpages load from the cover page in three different locations	File naming to ensure homepage is called Index.htm	Links on cover page are relative	Loads as required from 3 different locations	Yes		
Product testing						
Hyperlinks between pages function	Links between pages	Hyperlinks	Links function as planned	Yes		
Customised style sheet (1)	Webpages	Link to stylesheet in page headers	All pages have house style	Yes		
Customised style sheet (2)	.css file	Content of .css file	All components of file appear on webpages	Yes		
Links to images	Images and links to them	File naming convention and hyperlink target	Images load either in new window	Yes		
e-mail link to Keith	e-mail hyperlink	Button or hyperlink	Compose e-mail message box appears	No	Disabled by student on Keith's wishes	

Agreement of client

I confirm that the requirement specification meets my needs and the designs above are appropriate for the creation of the product.

Keith Findlater
(Client)

4 marks

The product design form was used and the four components (overall structure, internal structure, list of resources, and list of techniques) are included along with the test plan and agreement of the client.

Sketches of the overall structure are included and annotated with notes. Within the sketches and the internal structure, there is a clear indication of the advanced techniques being used (ie cascading style sheets, Javascript).

The internal structure shows a consistent approach to the design of the web pages and relates to the sketches for the overall structure.

Some of the resources are indicated, but not the source of the information for all of the web pages. In this case, it would also come from the client, but this needs to be clearly stated.

A test plan has been devised and there is a clear indication that the test plan has been used.

Although there are minor omissions, the best fit is 4 marks.